


# Seesaw Student Sign In Poster

## TEACHER INSTRUCTIONS

- **Print page 3** and hang it in your classroom for your students.
- **No other apps needed!** Seesaw has a built-in QR code reader for student sign in.
- **For classroom use only.** Do not send this poster home to parents. Get Parent Invites in Class Settings menu.
- **Do not share on social media.** This QR code is the key to your class.
- **Teachers are always in control.** You approve all new student work before it is added to journals or shared with parents.

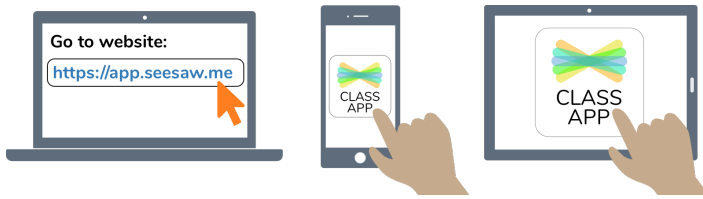


**For classroom use at school only. This code is a password. If you have this code, you can access everything in this class.**


**Do not post codes on social media or in any publicly accessible place on the Internet!**

# Classroom Sign In Code for Year 6

1. Go to <https://app.seesaw.me> on a computer. Or install the Seesaw **Class App** on an iOS or Android device.



2. Choose "I'm a Student".



3. Scan this Classroom Code using Seesaw's built-in QR code scanner.



**For classroom use at school only. This code is a password. If you have this code, you can access everything in this class.**

**Do not post codes on social media or in any publicly accessible place on the Internet!**